

TWO LEARNING UNITS FOR POLISH AS L3

- ▶ (1) ***The Star of Copernicus*** (*Gwiazda Kopernika*) – based on a Polish animation film with English subtitles
- ▶ (2) ***Wojtek, War Hero Bear*** - book by Jenny Robertson

GWIAZDA KOPERNIKA

FOR POLISH AS L3

- ▶ The project was prepared in partnership with the **Glasgow University Arts Lab** (led by Professor Dauvit Broun) and **Education Scotland** (represented by Louise Glen)
- ▶ The Project team consisted of:
 - Shona Hugh** (Education Scotland)
 - Iza Rudzka** (former GU Polish Lektor)
 - Elwira Grossman** (University of Glasgow)

LEARNING POLISH IS AS EASY AS 1+2

- ▶ **L3 Learning Journey (Polish)** is a ready package available on the platform GLOW to teachers who want to introduce pupils (age 9-11) and themselves to Polish
- ▶ The unit is based on a Polish animation entitled ***The Star of Copernicus (Gwiazda Kopernika)*** which fits the primary five curriculum perfectly
- ▶ It is primarily for children who are non-native speakers of Polish. However, learning Polish in a classroom could improve Polish children's self-esteem and facilitate cross-cultural connections so the project aims to benefit both groups of learners

THE LEARNING UNIT INCLUDES

- ▶ Pupil Activity Pack
- ▶ Teacher's Notes for the film available on *GWIAZDA KOPERNIKA* (available on GLOW with English subtitles)
- ▶ L3 Learning Journey (general description)
- ▶ Sound files for all Polish words and expressions used in the unit

We're planning to add pp for classroom use




Education
Scotland
Foghlam Alba

For Scotland's learners, with Scotland's educators

THE STAR OF COPERNICUS



GWIAZDA KOPERNIKA



In 2009, Andrzej Orzechowski and Zdzisław Kudła, made an animation film retelling a life story of the young Copernicus.

Although the story features fictional characters and events, it also refers to various episodes from Copernicus' life and people's general beliefs at that time .

THE FILM CHARACTER OF MIKOŁAJ KOPERNIK



OTHER FILM CHARACTERS



Activity 1 – Kto to jest? Who is it ? (Introducing the main characters in the film)


Look at the pictures below and match them with the statement describing their content by drawing an arrow.
Use the word list or ask your Polish classmate for help. Read the statements out loud.

Kto to jest? To jest Mikołaj Kopernik

Kto to jest? To jest brat Mikołaja

To jest tata Mikołaja Kopernika

Co to jest? To jest pies i ryba



GREETINGS VOCABULARY

Formal:

- **Dzień dobry – good morning**
- **Dobry wieczór – good evening**
- **Do widzenia - goodbye**
- **Dobranoc – goodnight**

Informal:

- **Cześć – hello, hi, bye**
- **Hej – hey**
- **Na razie – later**
- **Do zobaczenia – see you**
- **Pa, pa – bye, bye**




INFORMAL GREETINGS



Formal greetings

**Dzień
dobry!**



INTRODUCING YOURSELF

**Mam na imię
Mikołaj, a ty?**



THE PROJECT BENEFITS:

- ▶ The project addresses a substantial void between EAL (English as Additional Lang) policy and practice in schools
- ▶ It facilitates children's integration into the school and wider community without reducing the status of the family's home language
- ▶ It enhances children's well-being as it nourishes their linguistic and cultural heritage
- ▶ By becoming a school subject Polish ceases to become a secondary 'unwanted' language and enters the linguistic eco system of Scotland through official educational means
- ▶ The project activates children's linguistic, cultural and community engagement through institutional recognition and skills


WOJTEK WAR HERO BEAR

Level 2: 1+2 leaning resources for
Scottish schools


In partnership with the Polish
Consulate and
the University of Glasgow - SMLC



Wojtek, War Hero Bear



1+2 Languages
L3 learning resources for Scottish schools



Developed in partnership with
The Polish Consulate in Edinburgh
and
The University of Glasgow, School of Modern
Languages and Cultures



Consulate General
of the Republic of Poland
in Edinburgh



University
of Glasgow



Learning Activity 1: Introduction

His name is Wojtek

Wojciech is one of the oldest Slavic names. The name comes from two parts in old Polish:

Wój relates to war and **Ciech** means "joy".

Together you could think of it as meaning
"bringing joy in war"

It's pronounced VOY - TECK



Who was Wojtek? - Look at these pictures below.

What does it tell you about Wojtek? When do you think this is? Where is it? Who is he with? What are they doing? Is anything surprising about the photos?





Who was Wojtek?

Wojtek (Voy-tek) was a Syrian brown bear who grew up to become a war hero and a fighter offering support to soldiers during battles.

He was adopted by Private Piotr Prendyś (a Polish soldier) during World War II and he came to live, travel and fight alongside the Polish army for the duration of the war.




You might have seen Wojtek's statue around Scotland! Here he is in Princes Street Gardens, Edinburgh.






And here he is in the
Scottish Borders town
of Duns.

Wojtek became a very
popular local character
in the Borders!



Jenny Robertson, the Scottish writer with a passion for all things Polish, wrote one such a story. Her book recalls various historical events that happened or could have happened, making them all come to life for today's readers. She illustrates how the power of friendship between humans and animals can cross many borders, languages and cultures. Let's read and discuss the story of Wojtek together!

Poland during World War 2



**Wojtek War Bear Hero: 1+2 Languages
L3 learning resources for Scottish schools**



Consulate General
of the Republic of Poland
in Edinburgh





At the start of World War 2, in September 1939, Poland was invaded by both Germany and Russia. Germany invaded from the north, south and west and Russia invaded from the east. These invasions marked the start of World War 2.



Second World War History

© 2013 www.SecondWorldWarHistory.com

No Reproduction Permitted

Baltic Sea

Konigsberg

Vilnyus

Danzig

East Prussia

Rozan

Bialystock

BERLIN

Poznan

WARSAW

Brest

Germany

Lodz

Kock

Lublin

Russia



Poland

Krakow



Slovakia





Poland was attacked by sea, air and land on all sides.

Cities were bombed, including the Polish capital, Warsaw.

It is estimated 200,000 people were killed in this early campaign of the war.



The Polish army was surrounded and tried to fight on all fronts but the speed and ferocity of the war meant it was impossible to fight alone. Some Polish soldiers were captured...



....but most Poles were trapped and were unable to leave. They were forced to live under the occupation of the Nazis in terrible conditions. The people in this photo are in the Jewish ghetto. The man in the centre has removed his hat for the German photographer. Others are wearing armbands to show that they are Jewish. This was a terrible and tragic time in Poland and the world's history.

Others managed to escape. Thousands of people made a long, march through Russia, the Gobi desert, Mongolia, Kazakhstan and into the middle east. This was a long and extremely dangerous journey in tough conditions.



Some Poles escaped via the Romanian, Czech and Hungarian borders and eventually joined the assembling Polish army in other countries such as Syria, Iran, Iraq and France.














Polish L3 Learning Pack

Saying your name

Jak masz
na imię?



Developed in partnership with
The Polish Consulate in Edinburgh
and
The University of Glasgow, School of
Modern Languages and Cultures



Consulate General
of the Republic of Poland
in Edinburgh



University
of Glasgow



Es and Os	Learning Intentions To...	Success Criteria I can...	Evidence
<p>When listening and talking with others, I am developing an awareness of when to listen and when to talk. I am learning new words which I use to share information about myself and others. MLAN 2-03a</p> <p>I can take part effectively in prepared conversations by sharing information about myself and others or interests of my choice, using familiar vocabulary and basic language structures. MLAN 2-03b</p>	<ul style="list-style-type: none"> • Share and explore how to say your name in Polish and ask others their name • Link to learning of other languages to develop strategies which support learning new language • Use games, rhythm, repetition and talking activities to continue to develop confidence in using new language 	<ul style="list-style-type: none"> • Ask someone their name in Polish • Say what my name is • Take part in a short conversation in Polish <p>Extra challenge:</p> <ul style="list-style-type: none"> • Say my full name including surname in Polish • Ask someone what their full name is 	<ul style="list-style-type: none"> • Discussion and observation in class • Short speaking activities and games

How to say your name in Polish.



All of the following ways of saying your name are
for informal situations!

Jak masz na imię?
Mam na imię Kasia
Jestem Kasia

What's your (first) name?
My name is Kasia.
I'm Kasia.




Jak się nazywasz?
Nazywam się...

What's your full name?
My full name is...

A ty?


And you?

Learning activity 1



*Cześć!
Mam na imię Wojtek,
A Ty?*

1. Listen to and repeat the phrases.




Jak masz na
imię?



Mam na imię
Anna.



A ty?
Jak masz
na imię?






Cześć
Stefan!



Cześć
Anna!



Activity 2

Mapping the journeys



1. Read chapters 1 and 2 of *Wojtek* by Jenny Robertson
2. Match the country names to their English equivalent.
3. Find where each country is on a map of Eastern Europe/the Middle East.
4. Working in a pair or in a group, use a map to trace a possible route that Piotr and his group might have taken.
3. What was the environment like on their journey? What kind of terrain would they need to cross?
4. Think about the seasons, what temperature do you think it would be at different times of year.
5. Can you measure how far it would be.
6. How long would the journey take?
7. Which languages might they meet along the way?

Can you match the Polish country names to their English equivalent? A lot of them are the same!

Ukraina

Syria

Irak

Białoruś

Azerbejdżan

Kazachstan

Gruzja

Polska

Iran

Turcja

Rosja




Could you find them? Can you map out the route the people would have taken when they left Poland?

Jaka jest
pogoda?



Jest pochmurno.

W Rosja jest...



gorąco.



zimno.

W Rosja jest...



zimno.

The Polish regiment, along with Wojtek, fought in the Battle Of Monte Cassino.

This was one of the bloodiest and hardest fought battles of World War 2.

The battle was fought between the 17th January and the 18th May 1944.
A total of 123 days!

It was fought in 4 stages.
The Polish forces sailed from Egypt to Italy to join the final assault.





Monte Cassino is a rocky hill south-west of Rome, the capital city of Italy.

The image show a B-14 plane flying over the hills during the battle.

It was a crucial battle in World War 2. Victory would mean that the allied forces would go onto claim Rome and victory in Italy.



On the allied side, the battle was fought by forces from all over the world. British, Indian, American, French, Dutch, Polish, Canadian, Australian, New Zealand, South African, Nepalese and Italian, Syrian, Moroccans, Iranian, Iraqi, Nigerian forces (to name only some of them) fought side by side. This image shows Indian soldiers in Monte Cassino.



The battle drew to an end when the Polish took the famous Abbey of Monte Cassino on the hill. Their flag was hoisted and a bugle player sounded a traditional Polish anthem called Hejnal mariacki.



Hejnal mariacki

300,379 views


👍 590 🗨️ 48 ➦ SHARE ⚙️ ⋮

e:





As France fell, it was agreed by the Polish Army General Anders and Winston Churchill that the Polish soldiers should be evacuated from Dunkirk to Britain. This pictures shows hundreds of soldiers being evacuated from the French coast.



At the time of the evacuation, Scotland was still completely unprotected. Germany had invaded Norway, and this meant Scotland was at risk of being attacked along the east coast. Scotland was undefended and prime for attack along its coastline.



This image shows Polish soldiers arriving in Scotland on the 5th June 1942. They had been in captivity in Russian, then travelled south to the middle East and eventually came to be in Scotland! The children in the picture look very interested to see soldiers arriving from another country! What do you think the children thought?



In this photo, we can see escaped Polish Army prisoners of war arriving in Britain on the 10th October 1941.

A party of seven officers and forty other ranks arrived at Gourock aboard two Polish Navy destroyers. They had escaped from various prisoner of war camps and were picked up by the ships.

Here is a
Polish army
dorm in
Edinburgh,
29 July
1942.

This was
the "Polish
Soldier's
House - Dom
Żołnierza"





Around 17000 soldiers were brought north to the Scottish borders where they assembled in camps.


From there, they were moved all over Scotland to take up different roles, helping to protect Scotland from attack.

These soldiers are looking at the board to see what's for breakfast in the camp!



This short film tells a bit about the soldiers and their arrival in Scotland!

Click on the image to link to the Imperial War Museum website.




The Poles had a warm welcome in Scotland!

This story was by one soldier who arrived in 1940. Taken from
<http://www.bbc.co.uk/history/ww2peopleswar/stories/12/a2272312.shtml>

"We moved by train to Glasgow. Our accommodation was Celtic Football Ground and we were served by the salvation army. On the second day it was Sunday, after our lunch I went outside the gates with two friends. To our surprise there were plenty of Scottish people who had come to see what these Polish Soldiers looked like. It wasn't long before two girls came to introduce themselves to us. Georgie and Betty, Georgie took my hand and said come. The other two friends follow with Betty. We went by tram to George 's house. Before we started any conversation, Georgie's mother put tea on the table "

Activity 1

Discussion: A warm welcome



What do you think about the welcome the Scots gave to Polish soldiers?

How does the film and the story make you feel about being Scottish?

How do you think Scottish people would react today?

What would you do?

Activity 2

Polish soldier welcome packs!

Imagine you are living in Scotland during the Second World War.

You have just heard that a Polish army unit are coming to your town and will be based here!
You want to show them a Scottish welcome so your class decides to prepare welcome packs for them.

What would you include?

Think about:

- Language cards - what vocabulary would be helpful for them?
- Food you think they might like
- Something to help them find their way
- Useful phone numbers
- How will you make it welcoming to them?





One of the main roles for Polish soldiers in Scotland was building a lot of the coastal defenses along the east coast of Scotland. We can still see these today!



Here is Winston Churchill inspecting the Polish army at Tentsmuir in Fife.



The Polish navy fought alongside the British. Their ships sailed into Port Glasgow, Leith, Rosyth, Greenock and Dundee. This is The Polish Navy destroyer ORP Ślężak at Scapa Flow, Orkney in May 1942.



This image shows radio operators in Kinross listening for morse code communications.



There were approximately 25000 Polish soldiers based in Scotland during the war.

The soldiers were based all over the country, in different roles, depending on where they were.

The picture shows soldiers from the 1st Polish Armoured Division under General Maczek.

You can find out if they were in your town on the website below:

<http://www.polishforcesinbritain.info/Locations.htm>



After WW2,
a lot of Polish
soldiers stayed
in Scotland
and married
local girls.

Activity 3

A lasting legacy

- The Polish soldiers who settled in Scotland had children and raised their families here.
- Many people are 2nd, 3rd, 4th and even perhaps 5th generations of Polish soldiers in Scotland.
- Are there any Polish descendants in your class or do you know of any in your community?
- See what you can find out about Polish (or other!) soldiers from WW2 who might have settled in your area of Scotland.



1. Scotland has a rich multicultural heritage. Over thousands of years, people have moved here from all over Europe and the world!



People in Scotland today have roots all over the world.



What are the roots of the people in your class?
Make a world heritage map, identifying where people have family
or ancestors!



Chapter 16

"A new chapter"



Wojtek spent his final years in Edinburgh Zoo.

Many people visited him to say hello, often bringing him beer or cigarettes!

Wojtek finally passed away at the age of 22 years old in December 1963.



"A brave and loyal war hero, Wojtek is also a symbol of peace. His remarkable story unites people and nations."





Wojtek - The Soldier Bear

15,836 views



451



1



SHARE





[About Us](#) | [Contact Us](#) | [Library](#)

Google Custom Search

LEADING ON LANGUAGES

- Home
- Early Years
- Primary
- S1-S3
- Senior Phase
- Leamers & Parents
- School Leaders
- Adult Learners
- Business
- Beyond School

[Home](#) > [Primary](#) > [Classroom resources](#) > [Wojtek the Bear](#)

- Primary
- Benefits of language learning
- Essentials for planning
- Supporting transition
- Sample approaches
- Classroom resources
- Celebrating languages
- Professional Learning
- Developing partnerships

1+2 Polish: Wojtek the Bear

1+2 Polish: Wojtek the Bear from freshmintstudio

03:38

vimeo

Latest News

- [View all news](#)
- Scotland census under fire for sidelining foreign languages [More...](#)
- How your language reflects the senses you use [More...](#)
- Language learning: German and French drop by half in UK schools [More...](#)
- Is the spread of Gaelic inexorable? [More...](#)

This package tells the story of Wojtek the Bear, based on the children's book by Scottish author, Jenny

Wojtek language and learning pack

1. [Polish L3 Learning Pack - Introduction to Wojtek War Hero Bear by Jenny Robertson](#) (PP)
2. [Polish L3 Learning Pack - Greetings](#) (PP)
3. [Polish L3 Learning Pack - Flags of Poland and Scotland](#) (PP)
4. [Polish L3 Learning Pack - Poland during WW2](#) (PP)
5. [Polish L3 Learning Pack - Saying your name](#) (PP)
6. [Polish L3 Learning Pack - Songs](#) (PP)
7. [Polish L3 Learn Pack - Activities](#) (PP)
8. [Polish L3 Learning Pack - A Polish Christmas](#) (PP)
9. [Polish L3 Learning Pack - Animal mascots](#) (PP)
10. [Polish L3 Learning Pack - War and journeys](#) (PP)
11. [Polish L3 Learning Pack - The Polish army in Scotland](#) (PP)
12. [Polish L3 Language Packs - Seasons](#) (PP)
13. [Polish L3 Language Packs - Weather](#) (PP)
14. [Polish L3 Learning Pack Counting Numbers 1 to 10](#) (PP)

Planners, IDL resources and assessment

[Holistic assessment Wojtek](#) (Word doc)

[International Childrens Day](#) (PP)

[Introduction to war jigsaw reading task](#) (Word doc)

[Pictures of Wojtek](#) (PP)

[Polish man living in Scotland Survivor of War](#) (Word doc)

[Polish morning](#) (Word doc)

[Primary and secondary sources of evidence](#) (PP)

[Wojtek the Bear Plan](#) (Word doc)

Polish morning

[How to structure the event](#) (Word doc)

[Labels for each folder](#) (Word doc)

Team 1

[Greetings](#) (PP)

[Numbers](#) (jpeg)

[Polish flag colouring sheets](#) (jpeg)

[Polish flag colouring-in](#) (jpeg)

[Polish flag](#) (jpeg)

[Polish flag](#) (png)

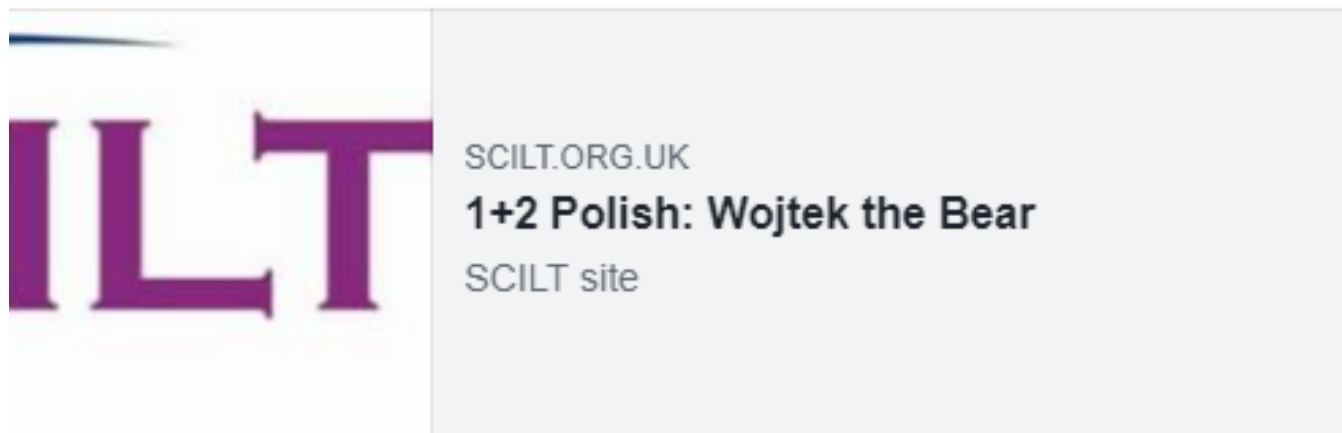


Ann Robertson shared a link to the group: [Scottish Primary Teachers](#).



17 February at 21:26 ·

Hello 😊 I've developed a range of Polish resources in partnership with the Polish Consulate General and Glasgow Uni based on the story of Wojtek the Bear (his statue is in Princes Street Gardens!) and the history of the Polish army in Scotland during WW2. The package follows the fantastic children's book by Jenny Robertson, Wojtek War Hero Bear, and includes an introduction to the basics of Polish language as well as info about the history of Poland during WW2 and how the army came to be based as the defence force in Scotland. Everything is available for free on the SCILT website via the link below! It would be great to hear of anyone who is using these and you can contact me on Ann.Robertson1@outlook.com if you have any questions or feedback! Dziękuję! 😊 ps. everything includes audio files for non-Polish speakers!



[Nick Morgan, Elaine McLenaghan and 33 others](#)

9 comments 1 share



Thread

You Retweeted



St. Gabriel's School
@GabrielAssisi

P7 have been learning Polish as part of our WW2 topic. We are so lucky to have a resident expert who can share her expertise with the rest of the class. Dziękuję to @PLLEastLothian for the resources. #leadingthelearning



16:21 · 07/02/2019 · Twitter for iPhone

4 Retweets 14 Likes



Tweet your reply



You have the right to a good quality education. 1 of 1 could be encouraged to go to school to the highest level you can.

Article 29

Your education should help you use and develop your talents and abilities. It should also help you learn to live peacefully, protect the environment and respect other people.

Article 30

You have the right to practice your own culture, language and religion - or any you choose. Minority and indigenous groups need special protection of this right.

Article 31

You have the right to play and rest.

Article 32

You have the right to protection from work that harms you, and is bad for your health and education. If you work, you have the right to be safe and paid fairly.

Article 33

You have the right to protection from harmful drugs and from the drug trade.

Article 34

You have the right to be free from sexual



Tweet your reply



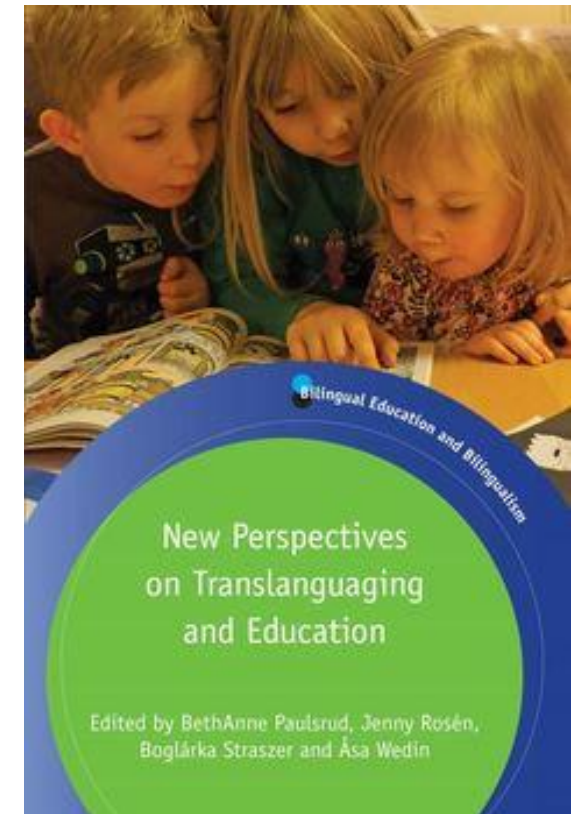
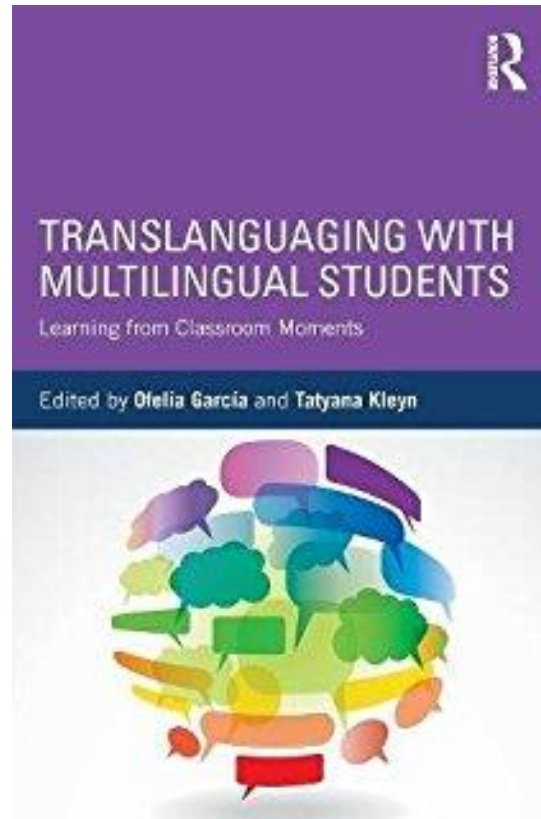
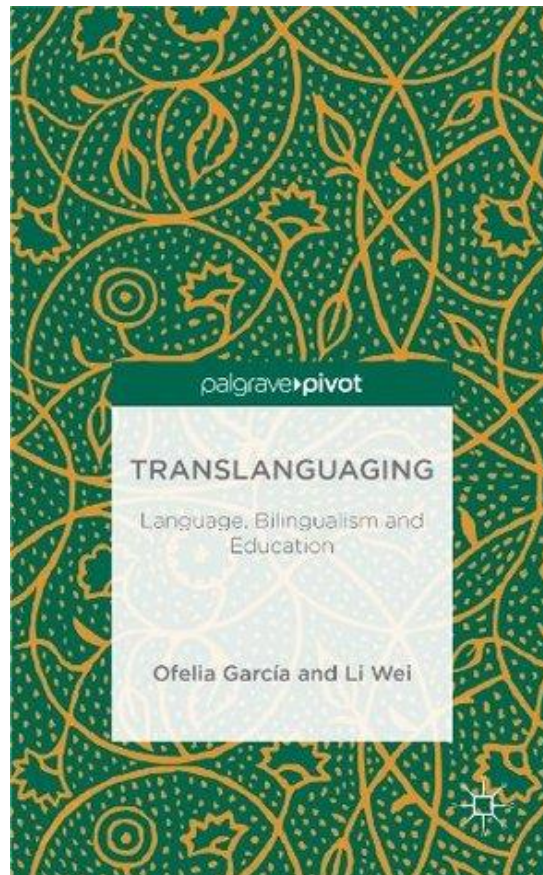
Dziękuję,
do zobaczenia!



Translanguaging

- ▶ Translanguaging is moving between TWO or more languages either as emerging bi- or multi-linguals or speakers of more than one language. It includes code-switching and translation but goes beyond these two activities, emphasising the interactive space between.
- ▶ It defies multilinguality as separate monolinguals worlds
- ▶ It allows to create a third space, an in-between created by speakers – hence Spanglish, Japnish or Ponglish (?)
- ▶ It stands for complex socio- and psychological processes which involve our brain, psyche, subconscious being and other elements


Some basic sources



Rethinking language education in schools

- ▶ **Rethinking literacy** (increasing number of multilingual learners who hold uneven sets of competences forces us to rethink literacy as a continuum)
- ▶ **Rethinking multilingualism** (designing school system which address the needs of multilinguals can benefit all learners. The needs relevant to their own context need to be considered and highlighted)
- ▶ **Rethinking mother tongue** (consider using 'language of schooling' – lang of host country – foreign langs and mother tongue – home/heritage language))


The presence of Polish in children's literature by British writers



“Jan, look!” called Babcia. “The post’s just arrived – there’s a letter from Kasia!”

Kasia’s grandfather pushed the front door shut behind him with his foot and put down his shopping bags, listening as his wife read it out.

“Poor little thing,” sighed Babcia when she’d finished. “She sounds so homesick.”



A few of the words in this story are Polish, which is the language spoken by Kasia and her family. This is what they mean and how you say them:

babcia [bab-cha]: grandmother

dziadek [ja-dek]: grandfather

Głowa do góry! [gwo-va do goo-rry]: Cheer up!

Kasia, aniele [Kash-a, an-yell-e]: Kasia, my angel

misiu [mee-su]: teddy bear

pierogi [peer-og-ee]: filled dumplings

slonko [swon-ko]: little sunshine

NAMES

Kasia Nowak [Kash-a No-vak]


Agnieszka [Ag-nyes-ka] (Kasia's mum)

Jan [Yan] (Kasia's grandpa)

Wisła Kraków [Vees-wa Krak-uf] (Polish football team from the city of Kraków)



“Lovely!” said Babcia, licking and sealing the envelope. “I’ll walk to the end of the road and post it right away. Oh, I do love a surprise! I can’t wait to see little Kasia’s face when she realizes we’ve come to visit *her*! Hee hee!”



Translanguaging in *Kasia's Surprise* (2010)

"That's where we sometimes do our washing – but I like the other launderette better; you can get rainbow drops in the shop next door."



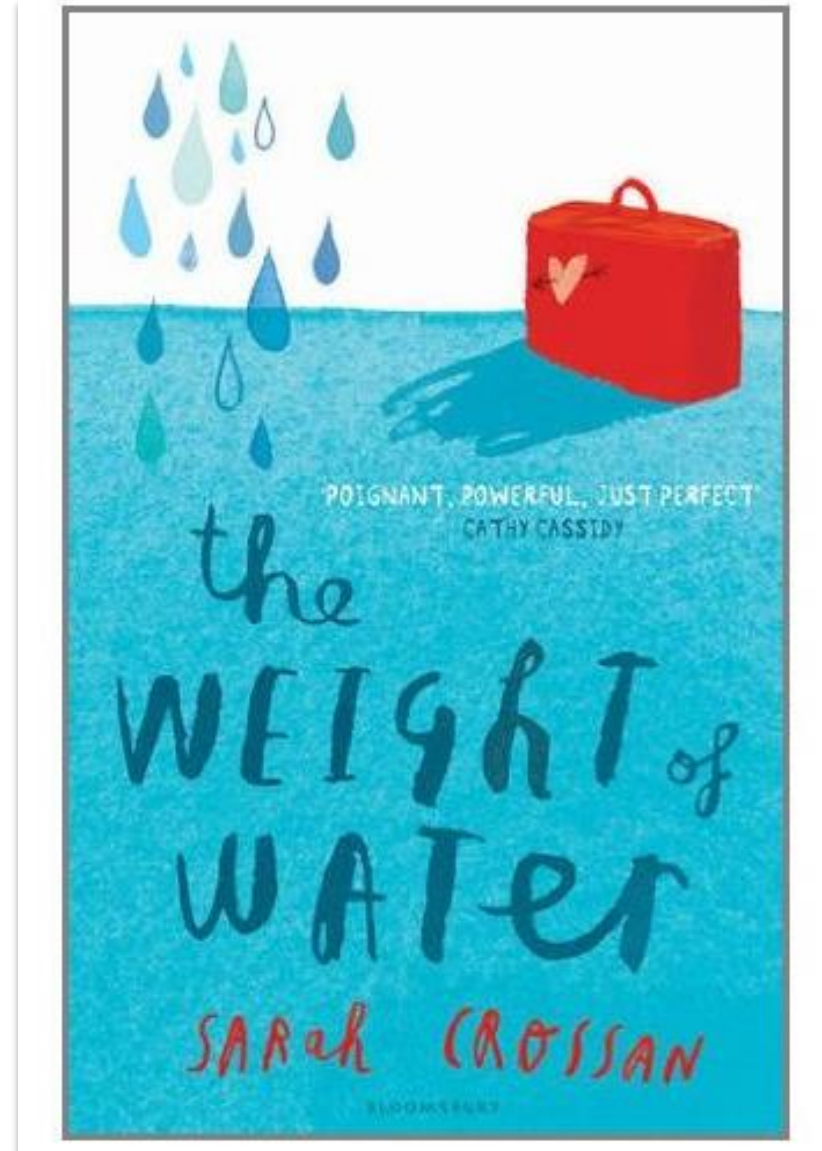
And here's the Polish shop. But you should try baked beans and Marmite while you're here – they're really nice!"

Babcia and Dziadek exchanged a smile. Their little Kasia didn't seem like someone who hated where she lived.

"I'll take you back through the park," Kasia chatted on. "It's got a really cool play area."

Sarah Crossan's novel (2012)

Novel written in verse
about the Polish girl
Kasienska - Cassie



From *The Weight of Water*:

Confidence

When I tell William
All about Clair
He says, 'Stand up for yourself.'

William is in Year Nine.
He could save me from the pack
But he does not want to:
He knows
I can save
Myself.

And this makes me glow
And love him even more.

Pewność siebie

Kiedy wyznaję mu
całą prawdę o Clair
William mówi: 'Nie daj się'.

Jest w ósmej klasie
Może mnie przed nią obronić
Ale nie chce, bo
wie, że
mogę to zrobić
Sama.

I wiedząc to jaśnieję
I kocham go jeszcze bardziej.

